




Under-the-sea Water Colour Painting

You will need:

- a piece of white card (A4 or A3)
- a white crayon
- water colour paints
- a paint brush
- water pot



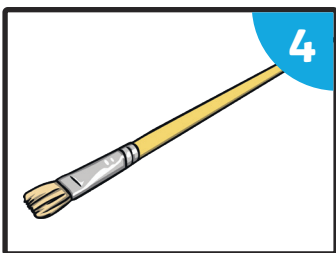
Get a piece of card and place it in front of you in portrait or landscape.



Using a white crayon, draw an underwater picture. You could draw different creatures and plants.



Choose the water colours that you would like to be painted on top (different shades of blue for the water would be a good idea).



Dip your paint brush into the water and colour and then brush over the card. Continue to do this until all the page has been painted.



Your crayon picture should now be revealed.

Top Tip:

You could create a different summer scene using this idea. Here are some suggestions:

- a beach
- summer flowers